

d

Dione®

MADE BY DUURI OY


www.dione.fi



Profile selection guide

Cover strips • Edge trims • Stair edge profiles • Tile trims • Corner protection profiles
Hobby aluminium profiles • Cable ducts • Skirtings

Devotion to decoration



CONTAINS IDEAS
FOR PROFILES!



Finding the right profile and material:

Profiles put a finishing touch on a space and accentuate the surface materials. They are often inconspicuous, but nevertheless an important part of the interior of any home or commercial installation.

The profile should be selected with care, because the right profile in the right place will last long, resist wear and tear, and also look good.

In domestic use, an anodized or imitation wood profile will retain its appearance for years.

For commercial installations, we recommend brass, polished aluminium or 1.5 mm strength RST profiles.

Dione[®] FLOORING PROFILES

Dione - flooring trims covers all your mouldings' requirements. We offer well over 20 colors and 100 profiles for coverstrips, stair nosings and edge trims in aluminium, brass and stainless steel. Dione assortment also includes a wealth of options for flooring professionals and architects for detailing public high-traffic areas.

Dione[®] TILE TRIMS

Dione tiletrims gives your ceramic or stone tiling a functional and aesthetic finish. Available in multiple sizes and colors in aluminium, stainless steel, brass and plastic.

Dione[®] CABLE DUCTS

TV, computer, hifi and numerous other wires are a part of modern home and office. Dione assortment of cable ducts enables you to cover them beautifully and functionally. Available in multiple sizes for home and professional use in aluminium, plastic and now also in wood-imitation.

Dione[®] SKIRTINGS

Detailing your trims with matching skirting boards highlights gives a finishing touch to your flooring. The premium quality Dione skirtings are longlasting, maintenance free and quick to install. The range is available in various colors and designs. Dione-decorative profiles mouldings and trims covers all detailing solutions. Our trims give a detailed finish to your flooring or tiling and enables complex combinations of surface materials.

Dione[®] STAINLESS PROFILES

Exclusively by Dione stainless the new, patented, stainless steel covered aluminum profiles. This new manufacturing method offers easier handling and installation and saves costs! Dione range covers also a wide assortment of stainless steel edges, coverstrips, skirtings, tiletrims and corner protection profiles.

Dione[®] HOBBY & BUILDING PROFILES

Dione hobbyprofiles offers the consumer and professional alike a wide assortment of anodised aluminium profiles, plates and hooks for practical building and detailing in home, garden.



DUURI'S PROFILE IDEA

Wallpaper edge trims protect outer edges and give them an attractive finish.



DUURI'S PROFILE IDEA

You can install and give an elegant finish to wall panels with tile and hobby aluminium profiles.



Easy to install



THE ELASTIC ADHESIVE ADJUSTS TO THE HORIZONTAL MOVEMENT OF THE SURFACE MATERIAL.

METAL PROFILES

Metal profiles have several fixing methods: adhesive, adhesive tape, screws or a separate underrail. Metal profiles can be shortened to size with a hacksaw.



Screws are the most traditional fixing method. It is important that the screws are the proper size to guarantee the stability and neat appearance of the profile. Duuri's profiles come with fitting screws.



Adhesive can be used to obtain a neat finish, especially when you do not want visible screw heads, or the profile cannot be fixed with screws. All undrilled cover strips, edge trims and stair edge profiles can be installed with adhesive. With expansion gaps, glue only one edge of the adhesive-fixed cover strip.



Elasticfix is a quick and easy fixing method, and also suitable for expansion gaps. The elastic adhesive bonds quickly and holds strong. The flexible Elasticfix adhesive bonds the profile fast to the floor

even when the surface material moves horizontally. Clean the floor surface, shorten the profile to size, peel off the adhesive backing, and press the profile in its place. The surface must be clean and even. Elasticfix is suitable also for the expansion gaps of laminate and parquet floors. Elasticfix profiles can be replaced without damaging the flooring. Detach the adhesive at one end of the profile with a carpet knife, and slowly pull the profile off. Elasticfix is not suitable for use on textile carpets. Nor is it suitable for new buildings, where the damp proof course finishes at the expansion gap (e.g., where parquet changes to tiling). Elasticfix prevents the ventilation of newly cast floors. Use any other fixing method in new buildings.



Assembling instructions for the **nail plug system.**

Ø 5mm holes must be drilled in 15–20 cm distance a accurately straight line into the movement joint and metallic nails are pushed to the middle groove

of the trim. When fixing the nail plug trims the length of the plugs must be chosen respectively to the thickness of the flooring materials. With flooring material thicknesses 0–10 mm use 48 mm nails + 40 mm plugs. With flooring material thicknesses 11–18 mm use 48 mm nails + 25mm plugs. Remove the protection papers for the adhesive tapes from both sides of the trim and place sideways moving nails and plugs to the drilled holes and them hammer the trim to it's place by using a hammering block.

CABLE DUCTS



Cable ducts provide an easy way of concealing loose cables out of sight and out of the way. The ducts are fixed with adhesive tape. Press the cable duct on the wall, place the cables in the groove of the duct and press the cover to close.

TILE TRIMS



Tile trims provide a neat finish to the outer edges of the tiling, and you do not need to mitre the tiles. Install the tile trim in the plaster at the same time as laying the tiles. If necessary, leave a seam gap between the tile and the trim.



Hobby panels can be used as door plates.



DUURIN LISTOITUS-IDEA

Wide cover strips are an ideal alternative to wooden thresholds for people with reduced mobility or for families with children.



Screw or adhesive-fixed edge trims

Finish the gap between two materials that are level with a cover strip. You can use a cover strip also for expansion gaps. Fix an undrilled profile with adhesive and a drilled profile with screws.

You can work the profile with a hacksaw. With expansion gaps, glue only one edge of the cover strip with fix adhesive.

Cover strip packages are identified with the letter A.



Screw or adhesive-fixed edge trims

Edge trims are used for finishing joints and expansion gaps between surfaces that are not level.

Standard edge trims are available for differences in height of up to 24 mm.

Edge trim packages are identified with the letter C.



Screw or adhesive-fixed stair edge profiles

Stair edge profiles are used for steps and thresholds. They provide protection from wear and tear, prevent slipping, and cover the edges of the surface material.

Stair edge profile packages are identified with the letter D.





DUURI'S PROFILE IDEA


The end profile is the best choice where the floating floor meets a threshold.



DUURI'S PROFILE IDEA

Stair edge profiles protect the edge of the stair from wear and tear, prevent slipping, make the edge of the stair more visible also in low lit areas, and give the stairs an attractive finish.

Elasticfix coverstrips, edge trims and corner profiles



The profiles are easy to install: clean the floor surface, shorten the profile to size, peel off the backing, and press the profile in its place.

Elasticfix is available with cover strips, edge trims and stair edge profiles. The profiles are fitted with an elastic and firm adhesive, which is also suitable for the expansion gaps of surface materials in domestic installations. Shorten the profiles to size with a hacksaw.

Elasticfix profile packages are identified with the letter B.

Plug-fixed coverstrips

Combined with nylon plugs, steel nails guarantee excellent hold. Plug-fixed profiles can be used as coverstrip for material of different thicknesses.

Slide the plugs in the groove under the profiles. Plug can be used for installing the profile without visible screw heads.


Plug nail system profile packages are identified with the letter K.




Hobby panels and hooks

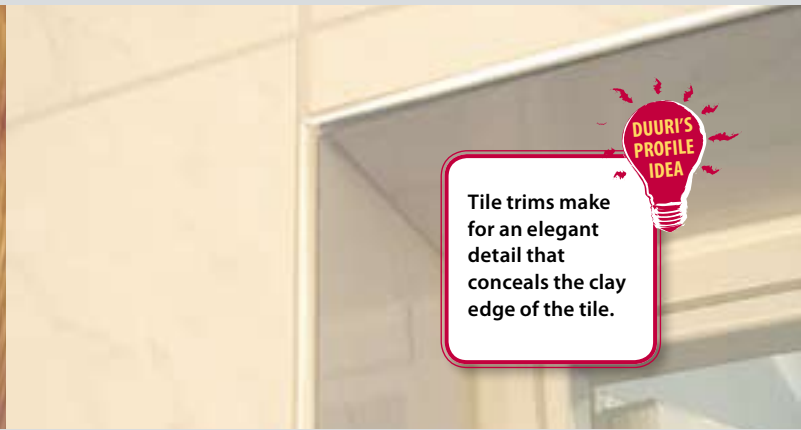
Panels of different sizes for recreational and professional use. Panels are sold in smaller sizes, and that saves money. The panels can be used for various purposes, such as door plates, protection, or just for decoration.

Hobby hooks help you keep things in order at home and in the storehouse. The range of hooks includes wall, ceiling and bicycle hooks.





Cable threshold profiles provide a quick and easy way of laying antenna, speaker and modem cables over the threshold.



Tile trims make for an elegant detail that conceals the clay edge of the tile.

Hobby aluminium profiles



Corner, flat, H-, U-, and T-profiles, tubes and bars for recreational or professional installation. The profiles can be used for aquariums, storage and transport cases, sliding door cabinets, picture and mirror frames, gratings, etc.




Tile trims

Tile trims provide a neat finish and protection to the outer corners of tiling, and conceal the clay edge of the tile.

Using tile trims makes laying tiles quick and easy. Several metal and plastic models and colours are available for tiles of different thickness.

Arrange of tile stair edge trims are available for tile stairs.





DUURI'S
PROFILE
IDEA

All cables can be concealed from dust and pets in the cable skirting.



DUURI'S
PROFILE
IDEA

When using fluorescent lamps in your kitchen you can upgrade this easily simple by using smoked glass and hobby corner profiles. You will have an easy care and attractive kitchen sink lighting easily and quickly.

Cable ducts

Cable ducts conceal cables out of sight and out of the way. Cable skirtings provide an invisible way of running several surface cables at once at floor level. Cable threshold profiles provide a handy way of laying modem and antenna cables over the threshold. Cable ducts are available in several colours and sizes. Anodized aluminium cable ducts are available: silver, stainless and white.

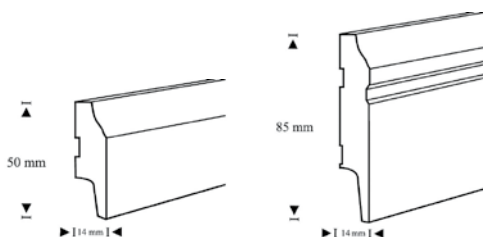
Metal cable threshold packages are identified with the letter F.



Skirtings

Detailing your trims with matching skirting boards highlights gives a finishing touch to your flooring. The premium quality Dione skirtings are longlasting, maintenance free and quick to install.

The range is available in various colors and designs. Dione-decorative profiles mouldings and trims covers all detailing solutions. Our trims give a detailed finish to your flooring or tiling and enables complex combinations of surface materials.



Our wide range of flooring profiles includes:

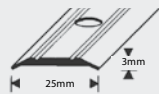
Select a colour on the left and check, which profiles are available in the colour of your choice.

SCREW OR ADHESIVE-FIXED COVER STRIPS

The A profiles are cover strips. They are suitable for joints, where the materials are level. The package includes fixing screws.

A1 Grooved surface

silver
gold
brass
bronze



A2 Smooth surface

brass



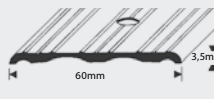
A3 Ridged surface

aluminium
silver
gold
bronze
chrome



A5 Grooved surface

gold
silver
bronze
chrome



A5 Smooth surface

(ADHESIVE-FIXED)

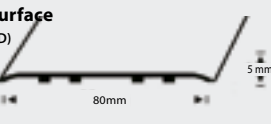
birch
beech
oak
cherry
light cherry
walnut



A6 Smooth surface

(ADHESIVE-FIXED)

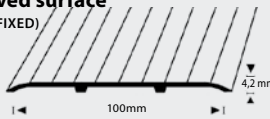
birch
beech
oak
cherry
light cherry
walnut



A7 Grooved surface

(ADHESIVE-FIXED)

silver
gold

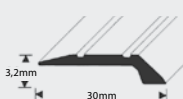


SCREW-FIXED EDGE TRIMS

The C profiles are edge trims. They are suitable for joints, where the materials are not level. The package includes fixing screws.

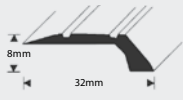
C1 Grooved surface

silver
gold
brass
bronze



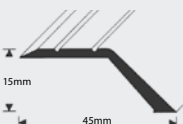
C2 Grooved surface

silver
gold
bronze



C3 Grooved surface

silver
gold
bronze



C4 Ridged surface

silver
gold
chrome
bronze



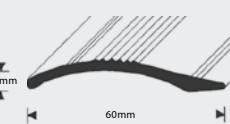
C4 Smooth surface

brass



C9 Ridged surface

gold
chrome
bronze

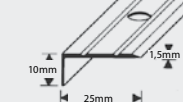


SCREW-FIXED STAIR EDGE PROFILES

The D profiles are stair edge profiles. They are suitable, e.g., for the front edge of the step as edge trims, or to prevent slipping. The package includes fixing screws.

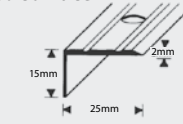
D1 Grooved surface

gold
silver
bronze



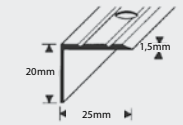
D2 Grooved surface

silver
gold
bronze
brass



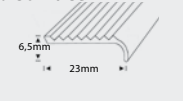
D3 Grooved surface

silver
gold
bronze
chrome



C10 Ridged surface

brass



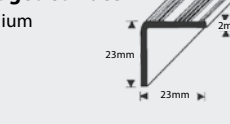
D4 Grooved surface

gold
silver
bronze



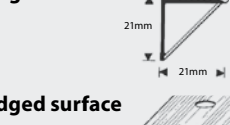
D5 Ridged surface

aluminium



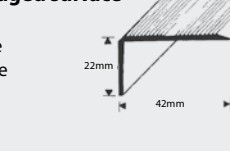
D5 Ridged surface

brass



D7 Ridged surface

gold
bronze
chrome

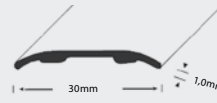


ELASTICFIX COVER STRIPS, EDGE TRIMS AND CORNER PROFILES

The B profiles are quick and easy to install, and also suitable for expansion gaps. Shorten the profile to size, peel off the adhesive backing and press the profile in its place against the surface material.

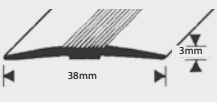
B1 Smooth surface

silver
gold
brass
bronze
stainless steel, oak, beech



B2 Ridged surface

gold
silver
bronze



B2 Smooth surface

birch
beech
oak
cherry
light cherry, walnut, antique oak,
antique walnut, smoked ash, apple,
mahogany, limed ash, wenge



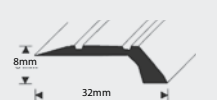
B3 Ridged surface

gold
silver
bronze



B5 Grooved surface

birch
beech
oak
cherry



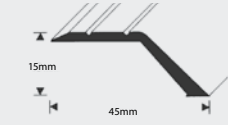
B3 Smooth surface

stainless steel
birch
beech
oak
cherry
light cherry, walnut, antique oak,
antique walnut, smoked ash, apple,
mahogany, limed ash, wenge



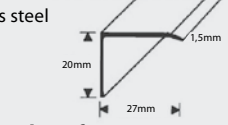
B6 Grooved surface

birch
beech
oak
cherry



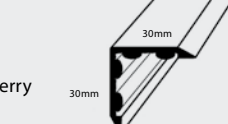
B7 Smooth surface

stainless steel



B8 Smooth surface

beech
oak
cherry
light cherry
walnut



PLUG-FIXED COVERSTRIPS

Combined with nylon plugs, steel nails guarantee excellent hold.

K1 Ridged surface

gold
chrome



K1 Smooth surface

birch
beech
oak
cherry
light cherry
walnut
apple, mahogany
antique oak

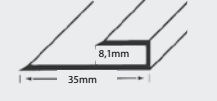


END PROFILES

Use an end profile where the floating floor meets a threshold. This allows the flooring to move under the profile. Also suitable for the edges of the floating floor's landing.

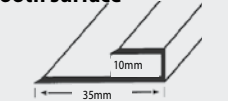
C5 Smooth surface

gold
silver
bronze



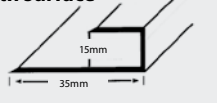
C6 Smooth surface

gold
bronze



C8 Smooth surface

gold
bronze

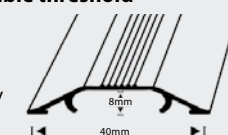


CABLE THRESHOLDS

The F1 cable threshold is 40 mm wide. For 8 mm cables. Fixing method: adhesive tape. Imitation wood has a smooth surface; golden anodized a ridged surface.

F1 Cable threshold

birch
beech
oak
cherry
gold



stainless steel

polished aluminium

bright anodized

silver-anodized

bronze anodized

brass

gold anodized

apple

mahogany

antique oak

walnut

light cherry

cherry

beech

oak

birch

antique walnut

wenge

limed ash

smoked ash